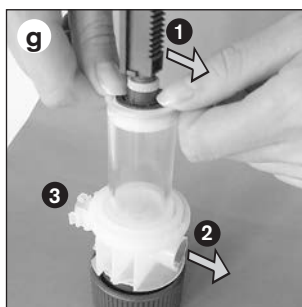




- b) Use a soft cloth to clean the dispensing cylinder and piston, or replace them.
- c) To replace the piston, first slide the light grey safety ring of the piston rod upwards (Fig. c), and then unscrew the piston head (Fig. c').
- d) Screw a new piston onto the piston rod, and tighten it securely.
- e) Line up the piston gears and those of the piston rod, turning the piston back a maximum of half a gear tooth to accomplish this.
- f) Slide the safety ring of the piston rod **downwards**.
- g) Orient the toothed rack (1) of the piston rod in the direction of the air vent opening (2) of the valve block. This is found opposite the titrating tube connection (3). Carefully insert the piston vertically into the cleaned or replaced dispensing cylinder and press it about half-way in (Fig. g).

Note: The sealing lip of the piston must not be damaged. Contact with hard objects should be avoided!




Structural change after January 2012

The connection between the titrating tube and the valve block was changed as of January 2012.

Attention:

Therefore, when ordering these replacement parts note the distance between the dosing tube and recirculation tube on the valve block. If there is no visible gap between the two tubes, when replacing the dispensing cylinder with valve block always also replace the titrating tube at the same time (see 'Accessories' page 62).





Titrette®

| | Standard | with RS 232 interface |
|---------------|-----------------|-----------------------|
| Volume | Cat. No. | Cat. No. |
| 10 ml | 4760 141 | 4760 241 |
| 25 ml | 4760 151 | 4760 251 |
| 50 ml | 4760 161 | 4760 261 |



Bottle adapter, PP. Pack of 1.

| Outer-thread | For bottle thread/size | Cat. No. |
|--------------|------------------------|----------|
| GL 45 | GL 32-33 | 7043 96 |
| GL 45 | GL 38 | 7043 97 |
| GL 45 | S* 40 | 7043 43 |
| GL 45 | S* 42 | 7043 49 |
| GL 45 | S* 50 | 7043 50 |
| GL 32 | NS 24/29 | 7044 24 |
| GL 32 | NS 29/32 | 7044 29 |

* buttress thread

Titration tube with screw cap and integrated discharge and recirculation valve. **(Note to notice on page 57.)**
Pack of 1.



Bottle Stand

PP. Support rod 325 mm, Base plate 220 x 160 mm.
Pack of 1




| For volume | through Dec. 2011 (no gap) Cat. No. | after Jan 2012 (with gap) Cat. No. |
|------------|--|---------------------------------------|
|------------|--|---------------------------------------|

| | | |
|------------|---------|---------|
| 10 ml | – | 7075 25 |
| 25 + 50 ml | 7075 26 | 7075 29 |

Drying tube

with sealing ring, without drying agent.
Pack of 1



Cat. No. 7079 30

Screw cap with strap.
Pack of 1

Cat. No. 7075 28



Filling valve with olive-shaped nozzle and sealing ring.
Pack of 1

Cat. No. 6636

